

## Softer growth and solid markets

SKAGEN Tellus enjoyed a solid start to the year, both in absolute and relative terms. The good return was partly due to a general fall in long-term interest rates, tighter credit spreads for some of the fund's holdings and appreciating currencies versus the euro. By the end of the quarter, the fund lost some of its outperformance due to its shorter duration; at the end of the quarter, the fund's duration is 4 years, while the index has a duration of 8.1 years.

### Softer growth

In the Q1, it became clearer that global growth is slowing. This is particularly evident in Europe and the industrial locomotive Germany. In 2018, German industrial production was adversely affected both by a slowdown in global trade and the new car emission standards. The German Manufacturing Purchasing Managers' Index (PMI) has fallen well below 50 in recent months, indicating a fall in production, which worries the markets.

Growth in the US is, as expected, lower than in 2018, as the effects of tax cuts start to fade. Chinese growth also seems to be somewhat weaker. We expect the growth slowdown to be temporary, however. A breakthrough in the trade talks between the US and China would of course be positive, but more importantly, households are solid. There are no financial imbalances in the household sector that could lead us into a deeper decline. Unemployment is low, wage growth is slowly picking up and households are optimistic, which will keep consumption and the economy going. This is also confirmed by the PMI for the service sector, which is well above 50 in the large economies. The service sector is large and accounts for about 70% of the economy in industrialised countries.

### Dovish central banks

The weaker growth prospects and few signs of inflationary pressure have led the central banks to put further interest rate hikes on hold. At their meeting in March, the US central bank cancelled the two expected rate hikes for 2019 and at the same time stated that they would put the quantitative tightening programme on hold from September. The European Central Bank also postponed the rate hike they had planned for the second half of 2019. Other central banks have also changed their stance and now expect to keep key rates unchanged or to lower interest rates going forward.

### Norway goes against the tide

The Norwegian central bank, Norges Bank, went against the tide and raised the interest rate at their March meeting. Compared to the previous interest rate path, they raised the path at the short end and adjusted it down at the longer end. It now looks as though they will raise interest rates twice more in 2019 and once in 2020 before ending up with a key rate of about 1.75%. Norges Bank wants to raise interest rates faster in order to

have some firing power if the Norwegian economy enters a weaker period.

### Weaker growth, strong central banks and strong markets

Despite signs of weaker economic growth, the equity and credit markets enjoyed a strong start to 2019. This is largely due to the change in stance from the Federal Reserve, but also a hope that the US and China will come to an agreement on trade.

Towards the end of the quarter, markets became increasingly worried about economic growth. At the end of March, long-term interest rates fell sharply in the major advanced economies. The German 10-year interest rate once again entered negative territory and the US yield curve inverted. The latter received a lot of attention since an inverted yield curve has often been a good predictor of recessions. We do not put too much emphasis on this, especially due to quantitative easing which has contributed to lowering the term premium in long-term interest rates.

### Broad based performance

The start of the year has been unusually good and broad based. Almost all of our holdings contributed positively. Mexico was the strongest performer with a total return of over 10%. The strong performance was due to an appreciation of the MXN versus EUR of 3.2% and an interest rate fall of 60 basis point, leading to solid bond price appreciation. Lower inflation contributed to the fall in interest rates. We expect the Mexican rates to fall further going forward as inflation continues to fall and the central bank starts to cut interest rates. This view is also supported by a dovish Fed, as the Mexican central bank often looks to the Fed when setting interest rates.

Our holdings in Croatia and Peru returned more than 8%. The solid performance in Croatia is due to a general fall in peripheral European credit spreads but also due to expectations that Croatian Investment Grade would be upgraded, which they were by S&P in late March. Our investment in a short-dated US Treasury bond was also among the highest contributors due to the size of the holding.

### Portfolio changes

The fund re-entered Croatia. We believe there is a good case for further credit spreads after the country has taken steps to improve government finances and gained control of the problems in the company Agrokor. Moreover, we invested in a short-dated Swedish government bond. The Swedish krona is very weak, and we expect it to appreciate going forward.

We sold out of India and Spain and reduced the position in Portugal after solid performance.



Photo: Bloomberg



Photo: Bloomberg

Alle Daten sind in EUR mit Stand vom 31/03/2019 sofern nicht anders angegeben.

SKAGEN Tellus hat ein internationales Anlagemandat und investiert hauptsächlich in Staatsanleihen. Der Fonds eignet sich für Anleger mit einem Anlagehorizont von mehr als drei Jahren. Anleger müssen in der Lage sein, Währungsschwankungen zu tolerieren.

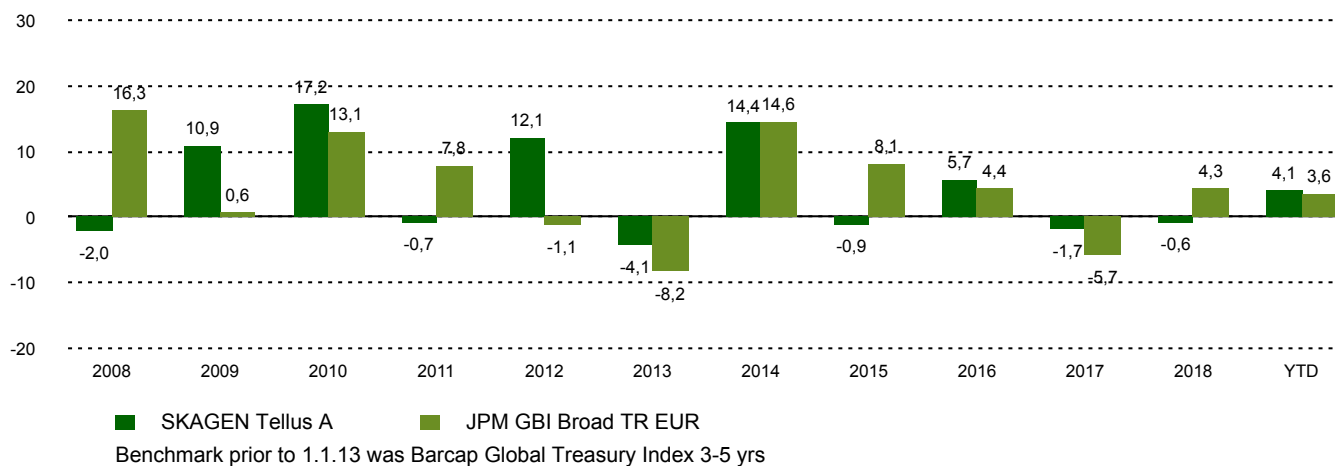
## Historische Wertentwicklung

Zeitraum	SKAGEN Tellus A	Referenzindex
Letzter Monat	1,0%	2,8%
Laufendes Quartal	4,1%	3,6%
Laufendes Jahr	4,1%	3,6%
Letztes Jahr	4,5%	8,7%
Letzten 3 Jahre	2,4%	1,5%
Letzten 5 Jahre	3,2%	5,1%
Letzten 10 Jahre	5,5%	3,9%
Seit Auflage	4,5%	4,2%

## Fondsinformation

Kategorie	Fixed income
Domizil	Norwegen
Gründungsdatum	29.09.2006
Morningstar Kategorie	Anleihen Global EUR
ISIN	NO0010327786
NAV	11,98 EUR
Feste Verwaltungsgebühr	0.80%
Referenzindex	JPM GBI Broad TR EUR
Fondsvermögen	61,03 EUR
Zinssatzdauer	2,92
Durchschnittliche Restlaufzeit	4,03
Rendite	3,98%
Anzahl der Positionen	13
Portfolioteam	Jane Tvedt

## Wertentwicklung in den letzten 10 Jahren



## Beiträger laufendes Quartal



### Die grössten positiven Beiträger

Position	Anteil (%)	Beitrag (%)
Mexican Government	7,13	0,73
US Government	20,58	0,51
Peruvian Government	5,80	0,49
Croatian Government	4,23	0,47
Portuguese Government	6,77	0,37



### Die grössten negativen Beiträger

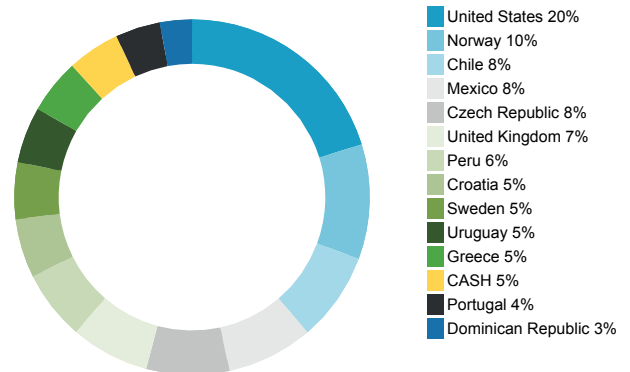
Position	Anteil (%)	Beitrag (%)
Asian Development Bank	0,78	-0,09
Czech Republic	7,13	-0,01
Spanish Government	0,89	0,02
Swedish Government	0,69	0,04
Republic of Uruguay	6,34	0,14

Absoluter Beitrag basiert auf NOK Erträgen auf Fondsebene

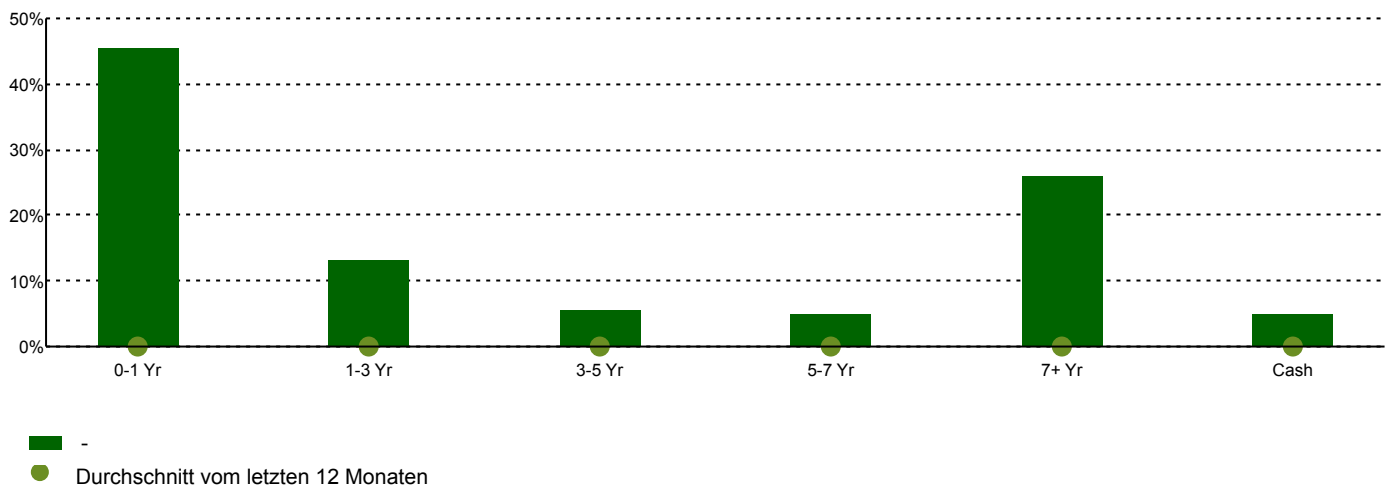
## Top 10 Positionen

Position	Fondsanteil
US TREASURY N/B	20,2
Norwegian Government	10,4
REPUBLIC OF CHILE	8,1
Mexican Government	7,9
CZECH REPUBLIC	7,5
UK Government	7,2
REPUBLIC OF PERU	6,3
Croatia Government International Bond	5,4
Sweden Government	5,2
Uruguay Government	5,1
Total	83,3

## Land Überblick



## Laufzeitsstruktur



## Kontakt



+47 51 80 37 09



contact@skagenfunds.com



SKAGEN AS, Postkasse 160, 4001, Stavanger, Norwegen

## Wichtige Informationen

Dieser Bericht ist nur an qualifizierte Anleger gerichtet und darf nicht von nicht qualifizierten Anlegern genutzt werden. Alle in diesem Dokument enthaltenen Angaben zur Wertentwicklung sind in EUR, für die A Klasse, nach Abzug von Gebühren angegeben. Wenn nicht anders angegeben, ist SKAGEN AS die Quelle aller Information. In der Vergangenheit erzielte Erträge sind keine Garantie für künftige Erträge. Künftige Erträge hängen unter anderem von der Marktentwicklung, dem Geschick des Fondsmanagers, dem Risikoprofil des Fonds und den Ausgaben und Verwaltungsgebühren ab. Der Ertrag kann infolge negativer Kursentwicklungen negativ sein. Weitere Informationen über uns und unsere Produkte, wie zum Beispiel den Prospekt, KIID, Allgemeine Geschäftsbedingungen, Jahres- und Marktberichte sind auf unserer Webseite oder über unsere Informationsstelle in Deutschland beziehbar. Aussagen spiegeln den Standpunkt des Portfoliomanagers zu einem bestimmten Zeitpunkt wieder, und dieser Standpunkt kann ohne vorherige Ankündigung geändert werden. Dieser Bericht sollte nicht als Angebot oder Empfehlung zum Kauf oder Verkauf von Finanzinstrumenten verstanden werden. SKAGEN AS übernimmt keine Verantwortung für direkte oder indirekte Verluste oder Aufwendungen, die durch die Verwendung oder das Verständnis dieses Berichts entstehen. Mitarbeiter von SKAGEN AS können Eigentümer von Wertpapieren sein, die von Unternehmen begeben werden, auf die in diesem Bericht Bezug genommen wird oder die Teil eines Portfolios eines Fonds sind. SKAGEN AS hat CACEIS Bank S.A., Germany Branch, Lilienthalallee 34-36, 80939 München, Deutschland als Informationsstelle ernannt.